










1. Please indicate which of the following MOST describes your current status related to EAA/T (select only one):






		Response Percent	Response Count
Therapist working in physical field (example: PT, OT, speech therapy)		11.6%	53
Therapist working in psychological field (ex: mental health counseling, family counseling, behavioral)		11.8%	54
Instructors and equine specialists/teachers		30.3%	139
Volunteer (example: side walkers, program assistants, board members)		10.9%	50
Administrator (example: executive director, fundraising professional, business manager)		12.4%	57
Professional research associate (university or hospital staff focusing on research)		7.0%	32
Donor or supporter		3.5%	16
Participant/family member of participant		1.7%	8
None of these apply (please refer to comment box below)		10.7%	49

Comments: 101

answered question 458

skipped question 1

2. Please indicate in which geographical region you are located:

		Response Percent	Response Count
North America		83.8%	383
South America		0.9%	4
Central America		0.2%	1
Europe		9.4%	43
Asia		0.9%	4
Africa		0.4%	2
Australia		4.4%	20
	Other (please specify)		6
		answered question	457
		skipped question	2

3. The primary goal of HHRF is to fund research related to equine assisted activities and therapies. Please indicate the importance of this research to you for the purpose of providing information and data to potential funders (foundations, donors, sponsors, etc.).

		Response Percent	Response Count
Not at all important		0.4%	2
Not very important		0.4%	2
Neutral		4.0%	18
Somewhat important		12.8%	58
Very important		81.0%	366
Not applicable		1.3%	6

Comments: 44

answered question 452

skipped question 7

4. Please indicate how important this type of research is for providing information and data to each of the following types of funding sources:







	Not at all important	Not very important	Neutral	Somewhat important	Very important	Response Count
Foundations	0.7% (3)	0.2% (1)	4.2% (17)	14.6% (59)	80.2% (325)	405
Donors	0.7% (3)	0.7% (3)	4.2% (17)	26.8% (108)	67.5% (272)	403
Sponsors	0.3% (1)	1.0% (4)	7.0% (28)	24.3% (97)	67.5% (270)	400
Other funding sources (list below)	1.3% (3)	0.4% (1)	11.2% (25)	13.9% (31)	73.1% (163)	223

Comments: 124

answered question 411

skipped question 48

5. Please indicate the importance of this research to you for the purpose of providing information and data to third party reimbursement sources (health insurance companies, government benefit programs, etc.).

		Response Percent	Response Count
Not at all important		2.5%	11
Not very important		2.5%	11
Neutral		9.9%	44
Somewhat important		9.5%	42
Very important		68.4%	303
Not applicable		7.2%	32

Comments: 47

answered question 443

skipped question 16

6. Please indicate how important this type of research is for providing information and data to each of the following types of third party reimbursement sources:






	Not at all important	Not very important	Neutral	Somewhat important	Very important	Response Count
Health insurance companies	1.5% (5)	1.2% (4)	4.5% (15)	13.9% (46)	78.9% (262)	332
Government benefit programs	0.0% (0)	0.9% (3)	3.3% (11)	12.8% (43)	83.0% (278)	335
Other third parties (list below)	1.7% (3)	0.6% (1)	16.9% (29)	12.2% (21)	68.6% (118)	172

Comments 56







answered question 339

skipped question 120

7. Please indicate the importance of this research to you for the purpose of creating best practices/evidence-based practices.

		Response Percent	Response Count
Not at all important		0.0%	0
Not very important		0.2%	1
Neutral		2.7%	12
Somewhat important		16.7%	73
Very important		78.1%	342
Not applicable		2.3%	10
	Comments:		24
		answered question	438
		skipped question	21






8. Please indicate the importance of this research for you for the purpose of attracting new participants.

		Response Percent	Response Count
Not at all important		1.4%	6
Not very important		5.5%	24
Neutral		9.6%	42
Somewhat important		33.6%	147
Very important		48.6%	213
Not applicable		1.4%	6
		Comments:	37
		answered question	438
		skipped question	21

9. Please indicate how important this type of research is for increasing each of the following participant referral sources:

	Not at all important	Not very important	Neutral	Somewhat important	Very important	Response Count
Medical referrals for new patients	0.0% (0)	0.9% (3)	4.3% (15)	18.8% (65)	76.0% (263)	346
Educational/school referrals for new students	0.3% (1)	0.8% (3)	3.4% (12)	31.2% (110)	64.3% (227)	353
Parent/community referrals	0.0% (0)	0.6% (2)	6.3% (22)	42.8% (149)	50.3% (175)	348
Corporate referrals	0.6% (2)	1.8% (6)	15.6% (53)	34.5% (117)	47.5% (161)	339
Other referrals (list below)	3.3% (4)	0.8% (1)	27.3% (33)	25.6% (31)	43.0% (52)	121
					Comments:	40
					answered question	354
					skipped question	105

10. Please indicate the importance of this research to you for better understanding impact on specific focus areas (developmental disabilities, behavioral disabilities, cognitive, emotional, communication).

		Response Percent	Response Count
Not at all important		0.0%	0
Not very important		0.9%	4
Neutral		3.5%	15
Somewhat important		17.2%	74
Very important		77.2%	332
Not applicable		1.2%	5

Comments: 28

answered question	430
skipped question	29

11. Please indicate how important this type of research is for increasing understanding of EAA/T impact on each of the following specific focus areas:

	Not at all important	Not very important	Neutral	Somewhat important	Very important	Response Count
Developmental disabilities	0.5% (2)	1.3% (5)	2.0% (8)	17.5% (69)	78.7% (310)	394
Behavioral disabilities	0.0% (0)	0.3% (1)	2.0% (8)	14.9% (59)	82.9% (329)	397
Emotional disorders	0.0% (0)	0.8% (3)	2.5% (10)	15.7% (62)	81.1% (321)	396
Social dysfunction	0.0% (0)	0.5% (2)	2.5% (10)	16.4% (65)	80.6% (319)	396
Physical disabilities	0.5% (2)	1.5% (6)	4.9% (19)	16.9% (66)	76.2% (297)	390
Cognitive disabilities	0.0% (0)	0.5% (2)	2.9% (11)	18.9% (72)	77.7% (296)	381

Comments: 28

answered question 399

skipped question 60







12. Please indicate the importance of this research to you for better understanding impact when used for leadership and communications skills training.

		Response Percent	Response Count
Not at all important		0.9%	4
Not very important		4.0%	17
Neutral		14.1%	60
Somewhat important		32.2%	137
Very important		45.9%	195
Not applicable		2.8%	12
Comments:			22
answered question			425
skipped question			34

13. Please indicate how important this type of research is for increasing understanding of EAA/T impact on each of the following types of skills training:

	Not at all important	Not very important	Neutral	Somewhat important	Very important	Response Count
Leadership skills	0.0% (0)	1.2% (4)	4.3% (14)	43.5% (141)	50.9% (165)	324
Communication skills	0.0% (0)	0.9% (3)	1.8% (6)	30.7% (100)	66.6% (217)	326
Other types of skills training (list below)	0.7% (1)	1.3% (2)	14.7% (22)	23.3% (35)	60.0% (90)	150
Comments:						67
answered question						326
skipped question						133





14. Please indicate the importance of this research to you for reflecting your philanthropic interests as a donor.

		Response Percent	Response Count
Not at all important		3.1%	13
Not very important		6.4%	27
Neutral		13.2%	56
Somewhat important		18.6%	79
Very important		40.6%	172
Not applicable		18.2%	77







Comments: 20

answered question	424
skipped question	35







15. As a donor, which of the following is your primary reason for providing philanthropic support in this area? (choose only one)

		Response Percent	Response Count
To support advancements in EAA/T in general		36.0%	87
To support participants in EAA/T programs		24.0%	58
To increase capacity/sustainability of EAA/T organizations		28.5%	69
To support growth in the equine industry		11.6%	28
		Comments:	12
		answered question	242
		skipped question	217

16. HHRF is determining planning strategies to ensure the most efficient and effective course for directing EAA/T research. Please indicate which of the following reasons for conducting EAA/T research is most important to you. (Note that in the next question you will have the opportunity to indicate which reason is next more important to you.)

		Response Percent	Response Count
For providing information and data to potential funders		19.4%	82
For providing information and data to third party reimbursement sources		16.4%	69
For use in creating best practices related to EAA/T curriculums		37.2%	157
For use in attracting participants to your programs		9.5%	40
For better understanding impact on specific focus areas		15.4%	65
For better understanding impact on leadership skill development		2.1%	9
		answered question	422
		skipped question	37

17. And, which of the following reasons for conducting EAA/T research is next most important to you (choose only one)?

		Response Percent	Response Count
For providing information and data to potential funders		20.1%	85
For providing information and data to third party reimbursement sources		15.4%	65
For use in creating best practices related to EAA/T curriculums		27.5%	116
For use in attracting participants to your programs		11.4%	48
For better understanding impact on specific focus areas		23.0%	97
For better understanding impact on leadership skill development		2.6%	11
		answered question	422
		skipped question	37

18. Please indicate below how effective you think HHRF is in each of the following areas:

	Excellent	Good	Fair	Poor	Response Count
Communication with stakeholders regarding research progress	24.8% (88)	48.2% (171)	23.1% (82)	3.9% (14)	355
Communication with stakeholders regarding foundation activities	21.7% (76)	49.7% (174)	24.3% (85)	4.3% (15)	350
Communication of research results in terms that are understandable	29.1% (104)	46.5% (166)	20.4% (73)	3.9% (14)	357

Comments: 69

answered question 364

skipped question 95

19. Please feel free to share any other thoughts on how we're doing at HHRF! Are we meeting your expectations? Anything we could be doing better to meet your needs?




Response Count

161











answered question 161

skipped question 298


20. Thank you very much for taking this survey. Your input will help to direct the strategic research direction to be assessed at the HHRF workshop this September. Please accept the sincere gratitude of our board and stakeholders for your time and input. Note that if you choose to join our mailing list your contact information will be used only for HHRF purposes and will never be shared with third parties.

		Response Percent	Response Count
Please add me to the HHRF mailing list (via regular postal mail and e-mail).		15.2%	54
I would prefer communications by e-mail only to conserve dollars and the environment.		65.4%	232
Please do not add me to any mailing lists at this time.		19.4%	69
		answered question	355
		skipped question	104



21. Please provide your contact information below if you indicated that you would like to be added to our mailing list.

		Response Percent	Response Count
Name:		84.3%	237
Organization:		69.8%	196
Address 1:		68.3%	192
Address 2:		10.3%	29
City/Town:		70.5%	198
State/Province:		65.8%	185
ZIP/Postal Code:		69.8%	196
Country:		69.4%	195
Email Address:		99.6%	280
Phone Number:		59.8%	168
answered question			281
skipped question			178

22. Would you like a copy of the survey report e-mailed to you?

		Response Percent	Response Count
Yes! I have provided my e-mail address above.		100.0%	258
		answered question	258
		skipped question	201

23. In addition to the strategic decisions related to where HHRF should best invest our research dollars, we are dedicated to expanding the capacity of our foundation and its outreach. This expansion will involve a number of initiatives including: - Recruiting a variety of scientific committee members to review applications and advise our board - Increasing the diversity of research teams applying for HHRF funding - Developing new research sponsors/partners - Expanding HHRF board committees and working committees Would you be willing to assist the foundation in our efforts to increase our outreach to the EAA/T community by providing input on potential collaborative sources? If so you will be provided with a short list of potential types of collaborators and asked to provide your thoughts on specific organizations or individuals who might be interested in helping further the HHRF mission and work.

		Response Percent	Response Count
Yes		39.3%	152
No, not at this time		60.7%	235
		answered question	387
		skipped question	72

24. Universities or hospitals with interests in EAA/T who might pursue research grants (these would be notified of call for proposals of research applications). Please state specific names and contacts when possible.

**Response
Count**

58

answered question

58

skipped question

401

25. EAA/T programs interested in participating in research projects. Please state specific names and contacts when possible.

**Response
Count**

56

answered question

56

skipped question

403

26. EAA/T programs interested in joining with other programs to financially support a research project in their specific areas of interest. Please state specific names and contacts when possible.

**Response
Count**

15

answered question

15

skipped question

444

27. Equine businesses. Please state specific names and contacts when possible.

	Response Count
	23
answered question	23
skipped question	436

28. Industry events (i.e: professional conferences, horse shows, equine fairs, etc.). Please state specific names and contacts when possible.

	Response Count
	19
answered question	19
skipped question	440

29. Foundations or other charitable support sources. Please state specific names and contacts when possible.

	Response Count
	12
answered question	12
skipped question	447

30. Business schools and corporations. Please state specific names and contacts when possible.

	Response Count
	6
answered question	6
skipped question	453

31. Individuals with special interests in EAA/T research. Please state specific names and contacts when possible.

	Response Count
	14
answered question	14
skipped question	445

32. Organizations with special social service interest (for instance, veteran, autism, cerebral palsy, eating disorders, etc. or support organizations that may be interested in a collaborative EAA/T research fund designated for mutual areas of interest). Please state specific names and contacts when possible.

	Response Count
	20
answered question	20
skipped question	439